

# MERCLIN PATRIMONIUM

Management company: Degroof Petercam Asset Services  
Management delegated to Mercier Vanderlinden Asset Management

Date:	October 31, 2022
N.A.V. Class F CAP:	888,18 EUR
N.A.V. Class R CAP:	2.057,58 EUR
N.A.V. Class C CAP:	1.686,24 EUR
N.A.V. Class F DIS:	1059,29
N.A.V. Class R DIS:	1911,53
N.A.V. Class C DIS:	1597,13

## Monthly Report

### FUND DESCRIPTION

Patrimonium is a subfund of MerclIn II SICAV. The objective of the fund is to increase the value of your investment over the medium- to long term. Under normal market conditions, the fund primarily invests in a diversified portfolio of equities and bonds issued by companies from across the world, including from emerging market countries. The fund may invest directly in equities or bonds, or indirectly by investing in units of other investment funds or in certificates of deposit. In order to take advantage or hedge against market fluctuations, or for effective portfolio management, the sub-fund may use derivatives. The fund is actively managed without reference to any benchmark index. The manager selects flexibly between different investment classes, sectors and countries on the basis of macro-economic and financial criteria.

This fund is suitable for investors who understand the risks of the fund and who wish to invest for a minimum investment horizon of 3 to 5 years.  
This investment policy is also mentioned in the key investor information of the fund.

### RESULTS<sup>1,2</sup>

	YTD	2021	2020	2019	2018	2017	2016	2015	2014
MerclIn II Pat Class R CAP	-12,21%	+16,84%	+2,43%	+15,49%	-7,51%	+5,04%	+8,27%	+7,58%	+10,95%
MerclIn II Pat Class C CAP	-12,50%	+16,37%	+2,02%	+15,03%	-7,88%	+4,62%	+7,83%	+7,15%	+10,50%

<sup>2</sup> These performance numbers are based on historical data and are no guarantee of future results. YTD: Performance since the 1st of January of the current calendar year. This is a cumulative return.

### MANAGER'S COMMENT

Interest rates and credit spreads (the credit spread is the difference in yield (expected return) between bonds of a similar maturity but with different credit quality. Typically, it is calculated as the difference between the yield on a corporate bond and a government bond of the same maturity.) have increased substantially since the beginning of the year, due to persistently high inflation and expectations of slowing economic growth. The underperformance of the bond markets has created a lot of volatility (which can be defined as sudden and unpredictable price movements) but also a lot of investment opportunities.

Therefore, the fund increased its exposure to bonds as those investments offer attractive risk-return characteristics. The bonds selected are issued by companies that have a solid balance sheet, generate resilient earnings and positive free cash flows. Moreover, the liquidity position of those issuers is strong. Thanks to those characteristics, the companies will be able to cope with a potential economic downturn.

The fund has invested in Aareal bank, Bank, Accor, Autodis, Atradius, Crelan, Elis, Fairfax, Prosus, Sofina and Solvay. As the average duration of those bonds is slightly higher than the average duration of the portfolio (the duration measures a bond / fixed income portfolios' s price sensitivity to interest rate changes), the fund has increased its hedge against a potential interest rate increase.

### TOP 5 STOCKS

1	Microsoft	2,96%
2	Berkshire Hathaway	2,89%
3	Fairfax Financial	2,87%
4	Alphabet	2,64%
5	Stellantis	2,27%
		<b>13,63%</b>

### TOP 5 OTHERS

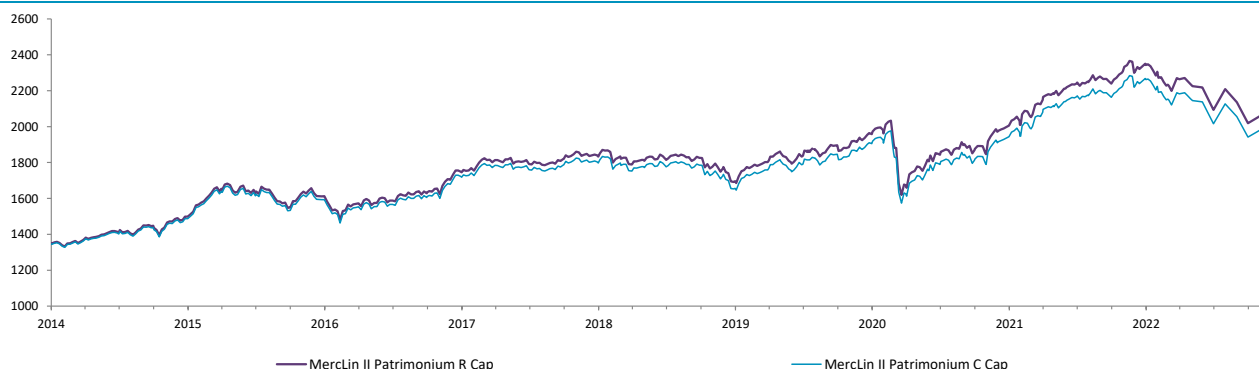
1	Gold Amundi	5,41%
2	Goldman Sachs EU 21 PERP	1,35%
3	Ishares MSCI EM Asia	1,20%
4	Pareto Nordic Cross Credit	1,08%
5	Axiom Luxembourg Obligataire	1,04%
		<b>10,08%</b>

### RETURN<sup>2</sup>

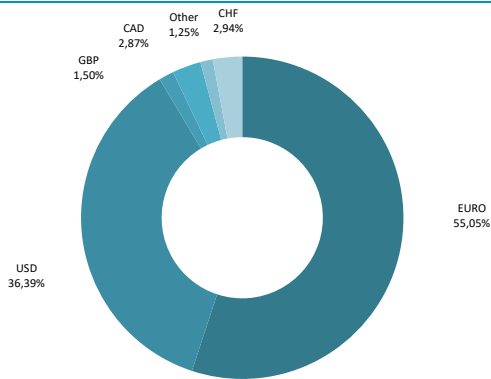
Annualized returns <sup>3</sup>	MerclIn II Pat R CAP	MerclIn II Pat C CAP
1 year	-10,83%	-11,18%
3 years	+2,95%	+2,54%
5 years	+2,19%	+1,78%
Since inception	<b>+5,78%</b>	<b>+5,27%</b>

<sup>3</sup> The return figures indicated above do not include commissions eventually linked to the issuing and redemption of shares, nor stock exchange turnover tax. Based on historical data, which offer no guarantee of future returns and can even be misleading. Performance is calculated on a cumulative basis for periods under one year and on an actuarial basis for periods of over one year.

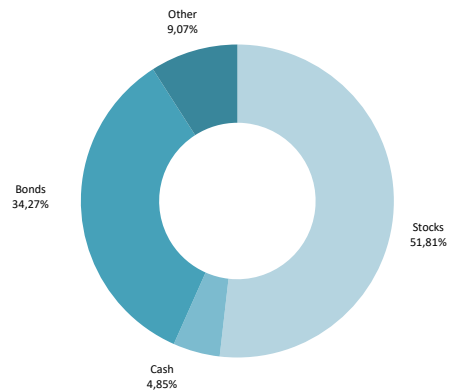
### NAV GRAPH<sup>2,3</sup>



## CURRENCY



## ASSET ALLOCATION



## SECTOR EXPOSURE

Technology	13,23%
Healthcare	12,18%
Banks	8,74%
Consumer Services	7,89%
Insurance	7,62%
Consumer Goods	6,19%
Holding Companies	6,07%
Industrials	3,33%
Other	17,73%
Funds	6,25%
Commodities	5,92%
Cash & Cash Equivalents	4,85%

## BONDS

Government	1,95%
Floating Rate Investment Grade	0,07%
Floating Rate High Yield	2,38%
Corporate Investment Grade	2,39%
Corporate High Yield	7,73%
Corporate Hybrids	2,57%
Financial Senior	1,35%
Financial Subordinated	5,42%
Convertibles	2,35%
Short-term bonds	4,58%
Mutual Funds&Other	3,46%

## LAST BUY - SELL

### BUY

Aareal Bank	Fairfax 2028	▲
Accor 2028	Prosus 2029	
Crelan 2025		

### INCREASE

Dsm	Vinci	▲
LVMH	Fedrigoni 2027	
Markel	Sofina 2028	

### SELL

Netflix	▼
Oriflame 2026	
Philips Domestic Appliances 2028	

### REDUCE

Goldman Sachs	▼
---------------	---

## TECHNICAL DATA

<b>Fund Name:</b>	MercLin II SICAV
<b>Manufacturer:</b>	Degroof Petercam Asset Services
<b>Domicile:</b>	Luxembourg
<b>Legal Status:</b>	SICAV subject to Part I of the Luxembourg law of 17 December 2010
<b>Type of shares:</b>	Capitalisation & Distribution
<b>Belgian Financial Service Provider:</b>	Banque Degroof Petercam S.A.
<b>Custodian:</b>	Banque Degroof Petercam Luxembourg S.A.
<b>Transfer Agent:</b>	Degroof Petercam Asset Services
<b>Management company:</b>	Degroof Petercam Asset Services
<b>Manager:</b>	Mercier Vanderlinden Asset Management
<b>Auditor:</b>	KPMG-audit
<b>Maturity:</b>	Not determined
<b>N.A.V. publication:</b>	De Tijd, L'Echo, www.merciervanderlinden.com and www.beama.be/en/nav
<b>Minimum subscription:</b>	1 share
<b>Subscription fee:</b>	Class F and R : 0% (Mercier Vanderlinden) Class C : Max. 3%
<b>Swing pricing:</b>	No
<b>Redemption fee:</b>	0%
<b>TOB on exit :</b>	1,32% / max € 4000 for Class CAP, 0% for Class DIS
<b>Tax on UCITS investing more than 10% of their assets in debt claims:</b>	Yes (30%)
<b>Withholding Tax:</b>	30%
<b>N.A.V. calculation:</b>	Daily
<b>Subscription/Redemption:</b>	Before 11am
<b>Performance fee:</b>	No
<b>Assets under management:</b>	1.261 m EUR
<b>Inception:</b>	31/12/2009

	Management Fee	Ongoing Charge <sup>4</sup>	ISIN	Bloomberg
<b>Class F CAP:</b>	0,70% annual	0,95%	LU2017800397	MEISPF LX
<b>Class R CAP:</b>	0,90% annual	1,15%	LU0476058226	MERPATR LX
<b>Class C CAP:</b>	1,30% annual	1,55%	LU0819995118	MERPACC LX
<b>Class F DIS:</b>	0,70% annual	0,95%	LU2017800637	MERPADF LX
<b>Class R DIS:</b>	0,90% annual	1,15%	LU1082460731	MERRDIS LX
<b>Class C DIS:</b>	1,30% annual	1,55%	LU1082460491	MERPACD LX

Risk indicator: please consult the KIID and/or the Prospectus for more details.



### The subfund's risk level reflects the following factor(s):

- The risk level does not reflect the potential impact of unusual market conditions or unforeseen events that may increase risk or trigger other risks such as:
- Counterparty risk: the subfund can lose money as a result of the failure of a market player with which it does business.
  - Credit risk: risk associated with bonds becoming worthless when the issuer of the bond is not able to repay its debt on maturity.
  - Liquidity risk: some financial securities may be impossible to sell quickly at a given time or may have to be sold at a discount.
  - Management risk: under abnormal market conditions, the usual management techniques may be ineffective or unfavourable.
  - Risk of derivatives: some derivatives may increase the volatility of the subfund or expose the subfund to losses that are higher than the price of the derivatives.
  - Operating risk: in any market, and especially in the emerging markets, the subfund may lose some or all of its money if there is a failure in the custody of assets or in case of fraud, corruption, political actions or any other adverse event.

<sup>1</sup> Source data: Bloomberg, Morningstar & Banque Degroof Petercam Luxembourg.

<sup>4</sup> Ongoing charge: charges taken from the subfund over a year (including management fees), as published in the KIID.

The prospectus, the KIID and the periodic reports are available free of charge from the Belgian representative of the financial agent: Bank Degroof Petercam S.A., 44 rue de l'Industrie, B-1040 Brussels or on www.merciervanderlinden.com. Every investor took note of the prospectus and/or KIID and any subscription should be made on the basis of these documents.

In case of complaints concerning this fund, please send a email to [compliance@mvam.eu](mailto:compliance@mvam.eu). If you do not obtain a satisfactory response, you can always contact the Ombudsman of the financial services sector through the website <http://www.ombudsfin.be/en/individuals/introduce-complaint>.