

MERCLIN INSTITUTIONAL

Management company: Cadelam
Management delegated to: Mercier Vanderlinden Asset Management

Date:	July 31, 2022
N.A.V. Class R:	2.462,63 EUR
N.A.V. Class F:	1.536,85 EUR
N.A.V. Class N:	1.014,12 EUR
N.A.V. Class E:	1.058,11 EUR
Important Notice:	Minimum subscription amount: 250.000,00 EUR Reserved for eligible investors

Monthly Report

FUND DESCRIPTION

MercLin Institutional Equity Fund DBI-RDT (sub-fund of MercLin Institutional Fund) meets the requirements imposed by the applicable regulations to benefit from the Definitively Taxed Income regime (DBI-RDT): the sub-fund distributes at least 90% of the received income, after deducting salaries, commissions and charges. The company-shareholder can – as of income year 2018 – deduct 100% from the taxable basis of the income distributed by the sicav resulting from dividends or from capital gains on shares, which meet the requirements of the DBI-RDT deduction. The fund follows the equity strategies of the MercLin Global Equity fund.

RESULTS^{1,2}

	YTD	2021	2020	2019	2018	2017	2016	2015	2014	2013	2012	2011
MercLin DBI/RDT R	-5,38%	+30,57%	+0,02%	+24,93%	-10,14%	+5,74%	+8,74%	+12,98%	+20,14%	+22,74%	+7,97%	+1,53%
MercLin DBI/RDT F	-5,28%	+30,83%	+0,22%	+25,18%	-10,01%	+5,95%	-	-	-	-	-	-
MSCI AC World Euro ⁵	-4,76%	+27,53%	+6,66%	+28,93%	-4,85%	+8,89%	+11,09%	+8,76%	+18,61%	+17,49%	+14,34%	-4,25%

² It concerns annual (except YTD) performance numbers based on historical data and which are no guarantee of future results. YTD is a cumulative return over a period from the 1st of January of the current year till a given date (see above) in the current year.

⁵ MSCI AC World Euro Net dividend reinvested. The investment policy of the subfund does not include a tracking error objective with the benchmark. Performances of the subfund may therefore vary from the performance of the benchmark.

MANAGER'S COMMENT

LVMH is widely known as the largest luxury company in the world, with its portfolio of 75 brands spanning Christian Dior, Fendi, Givenchy, Bulgari, Loro Piana, Louis Vuitton, Dom Pérignon and various others. Over the past decade, the company has generated financial results that have beaten market expectations time and again. This has boosted LVMH shares and has turned Mr. Bernard Arnault into the third wealthiest individual in the world. The fund has benefitted from LVMH's stellar value creation since 2013, with the stock generating 23% total annual returns vs the MSCI ACWI with an 11% total annual return. The success story has been driven by multiple factors. First and foremost is the autonomy of the Maisons to cultivate and achieve the highest level of quality in their products and services. The prime example of this is the workhorse segment of LVMH, Fashion & Leather Goods, which has proven to be the most successful category within the broad portfolio. Further, the company has benefitted strongly from the rising middle class in emerging countries, with its great exposure to the Asian Pacific region. Finally, Mr. Bernard Arnault has shown to be a keen dealmaker and has generated tremendous value by acquiring leading brands such as Loro Piana, Bulgari, Christian Dior and most recently Tiffany & Co.

TOP 10 STOCKS

1	MICROSOFT	6,26%
2	ALPHABET	6,07%
3	BERKSHIRE HATHAWAY	5,51%
4	FAIRFAX	5,29%
5	STELLANTIS	4,43%
6	KKR	3,60%
7	NXP	3,47%
8	MERCK	3,25%
9	GOLDMAN SACHS	3,20%
10	NOVARTIS	2,83%
		43,91%

RETURN²

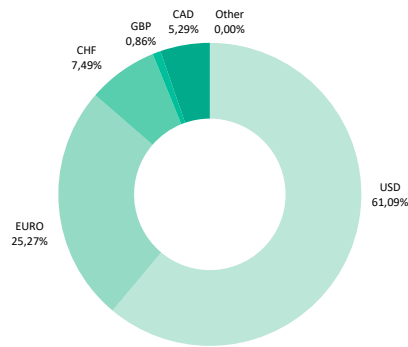
Annualized Returns ³	MercLin DBI/RDT R	MercLin DBI/RDT F	Benchmark ²
1 year	+2,56%	+2,76%	+4,10%
3 years	+8,87%	+9,08%	+11,76%
5 years	+7,54%	+7,74%	+10,78%
Ann. since inception	+9,57%	+8,12%	+10,38%
Cum. since inception	+188,69%	+66,96%	+214,26%

³ The return figures indicated above do not include commissions eventually linked to the issuing and redemption of shares. These are annualized returns based on historical data, which offer no guarantee of future returns.

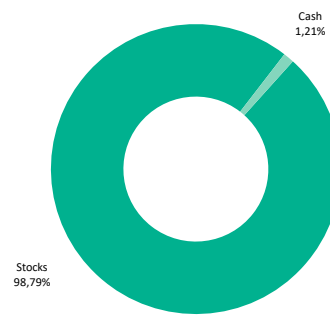
NAV GRAPH^{2,3}



CURRENCY



ASSET ALLOCATION



GEOGRAPHICAL EXPOSURE

USA	59,83%
Euro Zone	24,06%
Switzerland	7,49%
Canada	5,29%
Great Britain	0,86%
Emerging Markets	1,26%
Other	1,21%

SECTOR EXPOSURE


Technology	27,75%
Healthcare	18,87%
Financials	17,35%
Consumer Goods	12,83%
Holding Companies	9,11%
Consumer services	9,82%
Industrials	1,36%
Other	2,90%
Basic Materials	0,00%

LAST BUY - SELL

BUY



INCREASE



SELL



REDUCE



TECHNICAL DATA

Fund Name:	MercLin Institutional Fund
ISIN MerclIn DBI/RDT R:	BE6213770470
ISIN MerclIn DBI/RDT F:	BE6282942588
ISIN MerclIn DBI/RDT N:	BE6332847084
ISIN MerclIn DBI/RDT E:	BE6332848090
Bloomberg:	MERCINS BB
Domicile:	Lange Lozanastraat 254, 2018 Antwerp, Belgium
Legal status:	Belgian institutional SICAV with sub-funds in financial instruments and liquid assets
Type of shares:	Distribution
Management company:	Cadelam S.A.
Financial Agent:	KBC Bank S.A.
Depository:	KBC Bank S.A.
Delegation of the administration:	Cadelam S.A.
Delegation of intellectual management:	Mercier Vanderlinden Asset Management
Auditor:	PwC
Maturity:	Not determined
N.A.V. publication:	www.merciervanderlinden.com
Minimum subscription amount MerclIn DBI/RDT R & N:	250.000,00 EUR
Minimum subscription amount MerclIn DBI/RDT F & E:	50.000.000,00 EUR
Subscription fee:	All Classes: 0% (Mercier Vanderlinden)
TOB on exit:	No
Withholding Tax:	30%
Tax on UCITS investing more than 10% of their assets in debt claims:	No
Performance Fee:	No
Anti-Dilution Protection:	0,08% at Subscription, 0,08% at Redemption
N.A.V. calculation:	Weekly on Thursday
Subscription/Redemption:	Before Thursday 1:15 PM
Assets Under Management:	713,0 m EUR
Inception:	17/11/2010

	Management Fee	Ongoing Charge ⁴	ISIN
Class R	0.80% annual	0.93%	BE6213770470
Class F	0.60% annual	0.73%	BE6282942588
Class N	0.90% annual	1.03%	BE6332847084
Class E	0.70% annual	0.83%	BE6332848090



The value of an investment in a sub-fund increases or decreases over time. At the time of resale, the price of your shares may be less than the original price, representing a loss. If you invest in a sub-fund whose currency is different from your own, exchange rate fluctuations can also reduce your gains or increase your losses.

The above risk level is calculated on the basis of the sub-fund's volatility over the medium term (i.e. on the basis of actual changes in its value over the last five years or on a simulation, if the subfund was created within that period). The volatility of the sub-fund may increase or decrease over time, which may change its risk level.

The subfund's risk level reflects the following factor(s):

Equity investments have greater volatility and higher risk than investments in bonds and money market instruments. The risk level does not reflect the potential impact of unusual market conditions or unforeseen events that may increase risk or trigger other risks such as:

- Counterparty risk: the subfund can lose money as a result of the failure of a market player with which it does business.
- Credit risk: risk associated with bonds becoming worthless when the issuer of the bond is not able to repay its debt on maturity.
- Liquidity risk: some financial securities may be impossible to sell quickly at a given time or may have to be sold at a discount.
- Management risk: under abnormal market conditions, the usual management techniques may be ineffective or unfavourable.
- Operating risk: in any market, and especially in the emerging markets, the subfund may lose some or all of its money if there is a failure in the custody of assets or in case of fraud, corruption, political actions or any other adverse event.

In case of **complaints** concerning this fund, please send an email to compliance@mvam.eu. If you do not obtain a satisfactory response, you can always contact the Ombudsman of the financial services sector through the website: <http://www.ombudsin.be/en/individuals/introduce-complaint/>.

The **information document** and the **periodic reports** are available free of charge with the financial agent: KBC Bank S.A., Avenue du Port 2, 1080 Brussels. Every investor took note of the information document and any subscription should be made on the basis of this document.

¹ Source data: Bloomberg, Morningstar & Banque Degroof Petercam Luxembourg.

⁴ Ongoing charge: charges taken from the subfund over a year (including management fees).