

Date:	December 31, 2021
N.A.V. Class R:	2.647,56 EUR
N.A.V. Class F:	1.652,66 EUR
Important Notice:	Minimum subscription amount: 250.000,00 EUR
	Reserved for eligible investors

## Monthly Report

### FUND DESCRIPTION

MercLin Institutional Equity Fund DBI-RDT (sub-fund of MercLin Institutional Fund) meets the requirements imposed by the applicable regulations to benefit from the Definitely Taxed Income regime (DBI-RDT): the sub-fund distributes at least 90% of the received income, after deducting salaries, commissions and charges. The company-shareholder can – as of income year 2018 – deduct 100% from the taxable basis of the income distributed by the sicav resulting from dividends or from capital gains on shares, which meet the requirements of the DBI-RDT deduction. The fund follows the equity strategies of the MercLin Global Equity fund.

### RESULTS<sup>2,3</sup>

	2021	2020	2019	2018	2017	2016	2015	2014	2013	2012	2011
MercLin DBI/RDT R	+30,57%	+0,02%	+24,93%	-10,14%	+5,74%	+8,74%	+12,98%	+20,14%	+22,74%	+7,97%	+1,53%
MercLin DBI/RDT F	+30,83%	+0,22%	+25,18%	-10,01%	+5,95%	-	-	-	-	-	-
MSCI AC World Euro <sup>6</sup>	+27,53%	+6,66%	+28,93%	-4,85%	+8,89%	+11,09%	+8,76%	+18,61%	+17,49%	+14,34%	-4,25%

<sup>3</sup> It concerns annual (except YTD) performance numbers based on historical data and which are no guarantee of future results. YTD is a cumulative return over a period from the 1st of January of the current year till a given date (see above) in the current year.

<sup>6</sup> MSCI AC World Euro Net dividend reinvested. The investment policy of the subfund does not include a tracking error objective with the benchmark. Performances of the subfund may therefore vary from the performance of the benchmark.

### MANAGER'S COMMENT

The fund initiated a new position in PTC Inc during the month of December. PTC is a 35-year-old software company founded by mathematician Dr. Samuel Geisberg as Parametric Technology Company with the objective of improving engineering in the manufacturing industry.

The company is active in the so-called CAD (computer-aided design) and PLM (product lifecycle management) markets. This kind of software aims to improve the design and documentation process for product development in a wide variety of settings.

While CAD and PLM were historically mostly used in industrial manufacturing settings such as automobile production, capital goods and aerospace & defense, today it is expanding quickly to various other sectors that desire to design digitally first, such as the fashion industry, food & beverages and life sciences. Important to know is that PTC has over the last five years successfully transitioned from selling perpetual licenses to a subscription-based revenue model. The next step in this journey is to move from subscriptions to a true software-as-a-service (SaaS) model.

What makes this transformation so attractive is that it accelerates growth all the while increasing the company's defensiveness, two attributes that are highly valued by investors and rarely found in one place.

### TOP 10 STOCKS

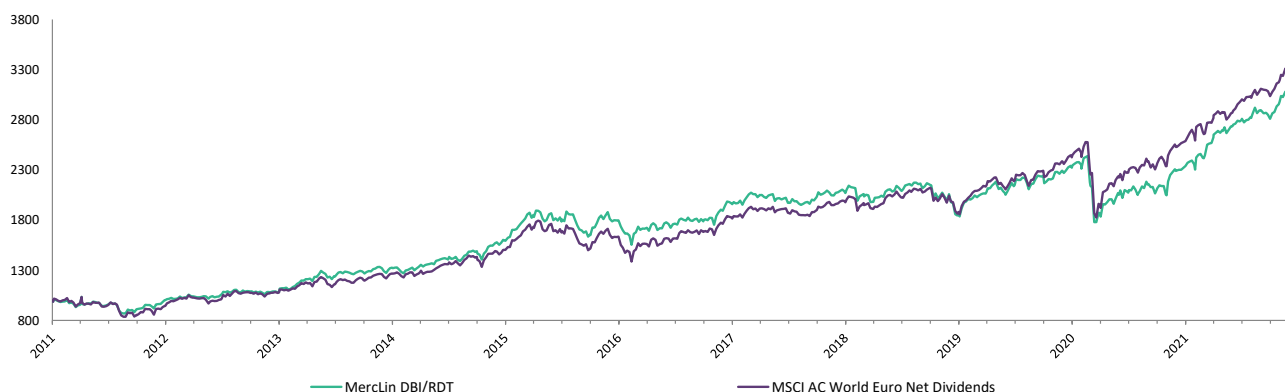
1	Microsoft	6,43%
2	Alphabet	5,82%
3	Berkshire Hathaway	5,77%
4	Meta Platforms	5,34%
5	Fairfax	4,12%
6	KKR	3,79%
7	Stellantis	3,72%
8	BNP Paribas	3,09%
9	Goldman Sachs	3,09%
10	Roche	2,69%
		43,86%

### RETURN<sup>2</sup>

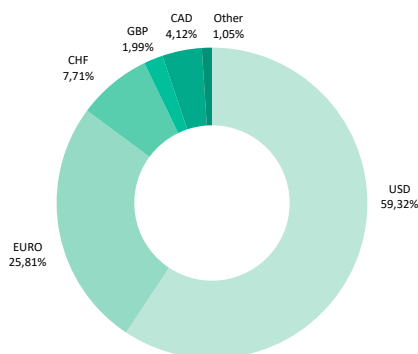
Annualized Returns <sup>4</sup>	MercLin DBI/RDT R	MercLin DBI/RDT F	Benchmark <sup>2</sup>
1 year	+30,57%	+38,82%	+27,53%
3 years	+17,74%	+17,97%	+20,59%
5 years	+8,98%	+9,19%	+12,69%
Ann. since inception	+10,57%	+9,85%	+11,45%
Cum. since inception	+202,36%	+75,45%	+229,98%

<sup>4</sup> The return figures indicated above do not include commissions eventually linked to the issuing and redemption of shares. These are annualized returns based on historical data, which offer no guarantee of future returns.

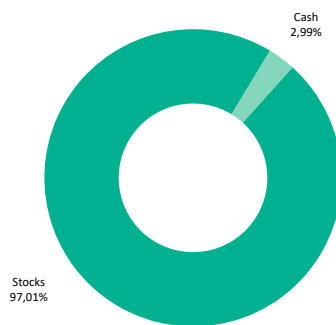
### NAV GRAPH<sup>3, 4</sup>



## CURRENCY



## ASSET ALLOCATION



## GEOGRAPHICAL EXPOSURE

USA	58,31%
Euro Zone	22,82%
Switzerland	7,71%
Great Britain	1,99%
Other	8,16%
Emerging Markets	1,01%
Japan	0,00%

## SECTOR EXPOSURE

Technology	28,82%
Healthcare	16,44%
Consumer Goods	11,22%
Financials	16,55%
Holding Companies	9,56%
Consumer services	8,19%
Industrials	3,87%
Other	4,08%
Basic Materials	1,27%

## LAST BUY - SELL

### BUY

Maersk	▲
PTC	▲
Vinci	▲

### INCREASE

Markel	▲
--------	---

### SELL

Mondelez	▼
----------	---

### REDUCE

Goldman Sachs	▼
---------------	---

## TECHNICAL DATA

<b>Fund Name:</b>	MercLin Institutional Fund
ISIN MercLin DBI/RDT R:	BE6213770470
ISIN MercLin DBI/RDT F:	BE6282942588
Bloomberg:	MERCINS BB
Domicile:	Lange Lozanastraat 254, 2018 Antwerp, Belgium
Legal status:	Belgian institutional SICAV with sub-funds in financial instruments and liquid assets
Type of shares:	Distribution
Management company:	Cadelam S.A.
Financial Agent:	KBC Bank S.A.
Depository:	KBC Bank S.A.
Delegation of the administration:	Cadelam S.A.
Delegation of intellectual management:	Mercier Vanderlinden Asset Management
Auditor:	PwC
Maturity:	Not determined
N.A.V. publication:	www.merciervanderlinden.com
Minimum subscription amount MercLin DBI/RDT R:	250.000,00 EUR
Minimum subscription amount MercLin DBI/RDT F:	50.000.000,00 EUR
Subscription fee:	Class F and R : 0% (Mercier Vanderlinden)
TOB on exit:	No
Withholding Tax:	30%
Tax on UCITS investing more than 10% of their assets in debt claims:	No
Performance Fee:	No
Anti-Dilution Protection:	0,08% at Subscription, 0,08% at Redemption
N.A.V. calculation:	Weekly on Thursday
Subscription/Redemption:	Before Thursday 1:15 PM
Assets Under Management:	702,0 m EUR
Inception:	17/11/2010

Class	Management Fee	Ongoing Charge <sup>5</sup>	ISIN
Class R	0,80% annual	0,93%	BE6213770470
Class F	0,60% annual	0,73%	BE6282942588



The value of an investment in a sub-fund increases or decreases over time. At the time of resale, the price of your shares may be less than the original price, representing a loss. If you invest in a sub-fund whose currency is different from your own, exchange rate fluctuations can also reduce your gains or increase your losses.

The above risk level is calculated on the basis of the sub-fund's volatility over the medium term (i.e. on the basis of actual changes in its value over the last five years or on a simulation, if the subfund was created within that period). The volatility of the sub-fund may increase or decrease over time, which may change its risk level.

### The subfund's risk level reflects the following factor(s):

- Equity investments have greater volatility and higher risk than investments in bonds and money market instruments. The risk level does not reflect the potential impact of unusual market conditions or unforeseen events that may increase risk or trigger other risks such as:
  - Counterparty risk: the subfund can lose money as a result of the failure of a market player with which it does business.
  - Credit risk: risk associated with bonds becoming worthless when the issuer of the bond is not able to repay its debt on maturity.
  - Liquidity risk: some financial securities may be impossible to sell quickly at a given time or may have to be sold at a discount.
  - Management risk: under abnormal market conditions, the usual management techniques may be ineffective or unfavourable.
  - Operating risk: in any market, and especially in the emerging markets, the subfund may lose some or all of its money if there is a failure in the custody of assets or in case of fraud, corruption, political actions or any other adverse event.

<sup>2</sup> Source data: Bloomberg, Morningstar & Banque Degroof Petercam Luxembourg.

<sup>5</sup> Ongoing charge: charges taken from the subfund over a year (including management fees).

In case of **complaints** concerning this fund, please send an email to [compliance@mvm.eu](mailto:compliance@mvm.eu). If you do not obtain a satisfactory response, you can always contact the Ombudsman of the financial services sector through the website: <http://www.ombudsfin.be/en/individuals/introduce-complaint>.

The **information document** and the **periodic reports** are available free of charge with the financial agent: KBC Bank S.A., Avenue du Port 2, 1080 Brussels. Every investor took note of the information document and any subscription should be made on the basis of this document.